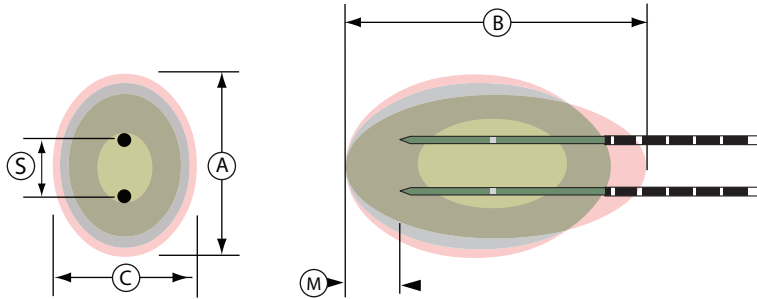





TWO MWA SURGICAL ANTENNAS

The following illustration and table depict the approximate size of an ablation zone that may be created by two MWA surgical antennas energized simultaneously at various power and time settings using various spacings.



	30 W 1.5 cm	 10:00 2.0 cm	45 W 1.5 cm	 5:00 2.0 cm	45 W 1.5 cm	 10:00 2.0 cm
A	3.9 cm	4.4 cm	3.7 cm	4.2 cm	4.2 cm	4.5 cm
B	4.3 cm	4.2 cm	4.5 cm	4.0 cm	4.5 cm	4.7 cm
C	3.2 cm	3.0 cm	2.9 cm	3.0 cm	3.4 cm	3.3 cm
M	0.7 cm	0.7 cm	0.6 cm	0.6 cm	0.7 cm	0.7 cm
	29 cm ³	30 cm ³	25 cm ³	26 cm ³	34 cm ³	37 cm ³